



PAN07-1/-2/-3

In Wall Dual Relay(2 Way) Switch Module 2X1.1KW(Each relay with power meter function) Z-Wave Series



Features

- World first two relay Z-wave 400 series module with power meter function in a very slim case
- Adopt Z-Wave protocol to secure the success of wireless two way communication
- Higher RF output power (+2.5dBm output power as compared to -2.5dBm 300 series Z-wave module) to enhance the communication range
- With zero crossing technology to extend the number of switching
- Slim design, easy install
- Adopt newest Z-wave 400series chip, support multichannel operation and higher data rate (9.6/40/100kbps)
- Resistive load 1100W X 2
- Instant power Wattage and Accumulated power consumption KWh report
- Overload protection
- Z-Wave V6.02
- Very low Electricity consumption, meet Europe year 2012 energy-related products requirement directive 2009/125/EC no. 1275/2008Z-Wave Certificated No ZCXX-XXXXXXX
- LVD:EN 60669-2-1:2004+A1:2009+A12:2010, EN 60669-2-2 :2006 EN 60669-1:1999+A1:2002+A2:2008+IS1:2009
- R&TTE : EN 301489, EN 300200,



Introduction

This in-wall switch module is a transceiver which is a Z-Wave™ enabled device and is fully compatible with any Z-Wave™ enabled network. Mini size design let the module can easily hide itself into the wall box and that will be good for the house decoration. There are many kind of application by using the module to switch AC power ON and OFF, one main application is the light control. The new smart relay calibration technology can reduce the inrush current caused by the load and let the module work perfectly with many kind of light like incandescent, fluorescent and LED light.

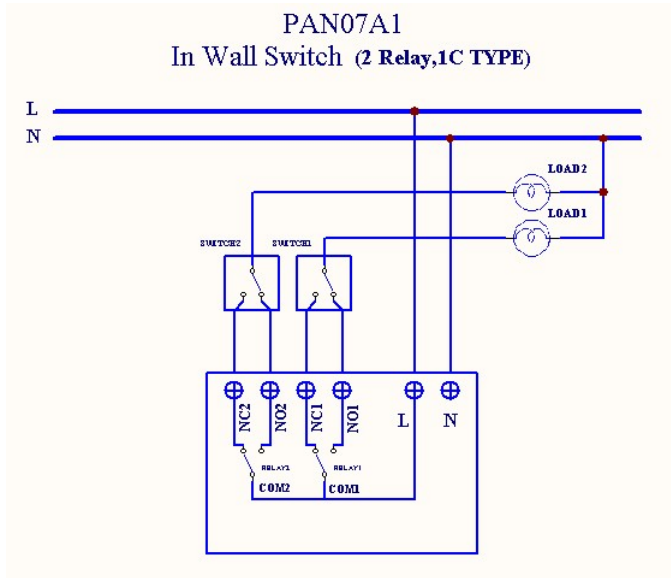
This in-wall switch module is able to detect Instant power wattage (5~1100W) and overload wattage (1200~1300W) of connected light or appliances. When detecting overload state, the Module will be disabled and its ON/OFF button will be lockout of which LED will flash quickly for 30 seconds. However, unplug and re-connect the Module will reset its overload condition to normal status.

Specification

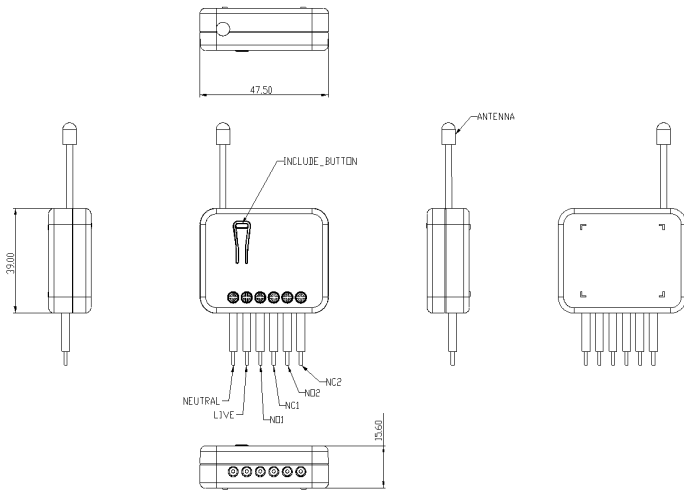
Power	No load standby power Input voltage	0.48W (230V) 0.35W (120V) 90 ~240VAC
RF	Frequency Regulation Distance	PAN07-1 868.42 (EU) / PAN07-2 908.42(USA/Canada)MHz/ PAN07-3 922.5/923.9/926.3MHz (Taiwan/Jp)MHz FCC part15.249 / EN300 220-1/ NCC min. 40m indoor min. 100m outdoor
Mechanical	weight Dimension (W x H x D)	30 g 47.5x39x15.6 mm
Environment	Operation Temperature Humidity	0 ~ 40° C 85%RH max
Load	Resistive load load return error rate 5W~40W load return error rate40W~1100W overload	1100W X2 (230V) 600W X 2 (120V) ±3W ±5% 1200W (230V) 700W(120V)



Application



Dimension (unit: mm)



Application:

Home Automation
Power meter
Energy Saving

TKB Control System Limited
www.tkbhome.com



PAN04-1/-2/-3

In Wall Dual Relay(1 Way) Switch Module 2X1.5KW (Each relay with power meter function) Z-Wave series



Features

- World first two relay Z-wave 400 series module with power meter function in a very slim case
- Adopt Z-Wave protocol to secure the success of wireless two way communication
- Adopt newest Z-wave 400series chip, support multichannel operation and higher data rate (9.6/40/100kbps)
- Higher RF output power (+2.5dBm output power as compared to -2.5dBm 300 series Z-wave module) to enhance the communication range
- With zero crossing technology to extend the number of switching
- Slim design, easy install
- Resistive load 1500W X 2
- Instant power Wattage and Accumulated power consumption kWh report
- Overload protection
- Z-Wave V6.02
- Very low Electricity consumption, meet Europe year 2012 energy-related products requirement directive 2009/125/EC no. 1275/2008
- Z-Wave Certified No ZCXX-XXXXXXX
- LVD: EN 60669-2-1:2004+A1:2009+A12:2010, EN 60669-2-2 :2006
- R&TTE: EN 301489, EN 300200,



Introduction

This in-wall switch module is a transceiver which is a Z-Wave™ enabled device and is fully compatible with any Z-Wave™ enabled network. Mini size design let the module can easily hide itself into the wall box and that will be good for the house decoration. There are many kind of application by using the module to switch AC power ON and OFF, one main application is the light control. The new smart relay calibration technology can reduce the inrush current caused by the load and let the module work perfectly with many kind of light like incandescent, fluorescent and LED light.

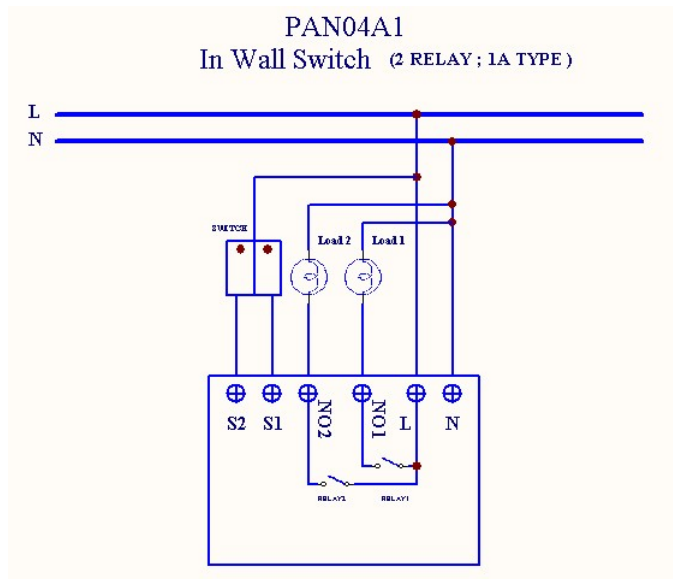
This in-wall switch module is able to detect Instant power wattage (5~1500W) and overload wattage (1600~1700W) of connected light or appliances. When detecting overload state, the Module will be disabled and its ON/OFF button will be lockout of which LED will flash quickly for 30 seconds. However, unplug and re-connect the Module will reset its overload condition to normal status.

Specification

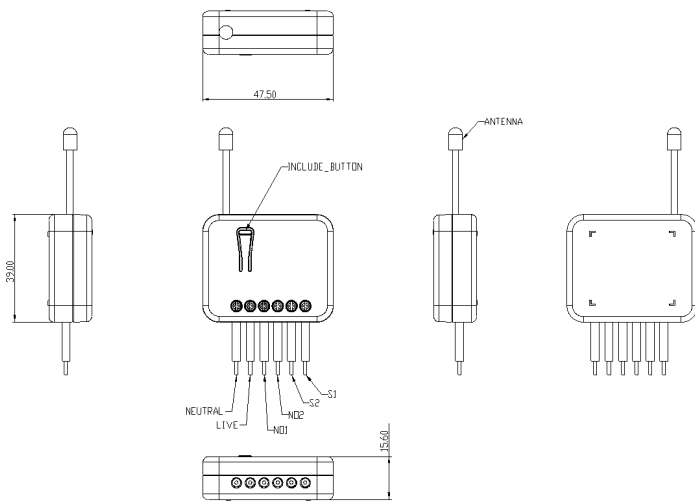
Power	No load standby power Input voltage	0.48W (230V) 0.35W (120V) 90 ~240VAC 24-60V DC ±10% (working in this voltage range will have no meter function)
RF	Frequency Regulation Distance	PAN04-1 868.42 (EU) / PAN04-2 908.42(USA/Canada) / PAN04-3 922.5/923.9/926.3MHz (Taiwan/Jp)MHz FCC part15.249 / EN300 220-1/ NCC min. 40m indoor min. 100m outdoor
Mechanical	weight Dimension (W x H x D)	30 g 47.5x39x15.6 mm
Environment	Operation Temperature Humidity	0 ~ 40° C 85%RH max
Load	Resistive load load return error rate 5W~40W load return error rate40W~1500W overload	1500W X2 (230V) 800W X 2 (120V) ±3W ±5% 1650W (220V) 880W(120V)



Application



Dimension (unit: mm)



Application:

Home Automation
Power meter
Energy saving

TKB Control System Limited
www.tkbhome.com